

NOTES FOR JUDGES

General Notes

There are variations and a judge is to mark according to their own opinion of the move.

Remember there are transitions between moves which should be judged on togetherness and in time with the music.

Feet and arms etc should move together with the other routine troupe members and in time with the music unless there are solos or groups moving differently to the main troupe, but this should still be in time with the music.

- DO NOT Comment on how many Majorettes a troupe has in a
- All Judges must treat all of the competing Troupes the same.
- If you clap for one Clap for all.
- Please smile and offer encouragement at all times
- Never take your eyes off of the routine.
- Don't hold conversations during a routine.
- All judges should have relevant knowledge of the routine they are judging
- Be at least 18 and not a competing Majorette on the Open Circuit
- Be aware of the areas they are marking and what is expected of them.
- Remember it is a majorette and not a dance competition
- Only constructive Comment on the score sheets
- Don't comment on whether you like the uniform or not

Military

As score sheets but to also ensure that members are dismissed after leaving the arena and they do not just walk off. The Drum Major leads them on and off the Arena.

Areas To Mark on

Knees Up high enough when Marching
Knee Up
Are Toes Up or Down
Backs Straight
Arms at Correct High
Correct Turns
Head Control
Lines
Togetherness
Timing with Music
Formations
Holding Baton Correctly
Struts

NOTES FOR JUDGES

Military Freestyle

As score sheets but to also ensure that members are dismissed after leaving the arena and they do not just walk off. The Drum Major leads them on and off the Arena.

Areas To Mark on

- Knees Up high enough when Marching Knee Up
- Are Toes Up or Down
- Backs Straight
- Arms at Correct High
- Correct Turns
- Head Control
- Lines
- Togetherness
- Timing with Music
- Formations
- Twirling the Baton Correctly
- Struts

There maybe some dance moves to move positions but these should be keep to a minimum.

Baton

As score sheets and to be aware that members do not loose marks for dropping batons and stepping out of line to retrieve the equipment.

If a piece of equipment breaks another can be put inside the arena and marks not to be deducted for retrieving it.

Areas To Mark on

- Arms are straight
- Baton Held Correctly (Thump to Ball)
- Twirled and thrown from the Centre of the baton
- No marks awarded for a technique if the baton is dropped.
- Extra points are awarded for combinations
(These are more than one move linked to another)

There are now two technical-making areas on the score sheets

The middle-marking ladder is for standard Twirls i.e.

- Horizontal
- Vertical
- Lateral
- Figure of 8
- Wraps
- Passes

The Marking Ladder to the right is for combinations of Twirls and Moves i.e.

- Throw, Turn and catch
- Throw form right hand catch in Left

NOTES FOR JUDGES

Pom

As score sheets and to be aware that members do not lose marks for drops or stepping out of line to retrieve equipment.

If a piece of equipment breaks another can be put inside the arena and marks not to be deducted for retrieving it.

Areas To Mark on

Arms are straight

Poms are twirled, shaken and thrust

Remember Majorette Poms are harder to manoeuvre than little

Cheer poms and should be marked accordingly.

The routine should reflect the characteristics music being used.

Flag

As score sheets and to be aware that members do not lose marks for dropping flags or stepping out of line to retrieve the equipment.

If a piece of equipment breaks another can be put inside the arena and marks not to be deducted for retrieving it.

Areas To Mark on

Arms are straight

No marks awarded for a technique if the Flag is dropped.

Extra points are awarded for combinations

(These are more than one move linked to another)

Remember Big Silks are harder to twirl than Flag Batons and should be marked accordingly.

Tiny Tots

Based on score sheets and to give a bit bearing in mind some of these can be as young as 4.

Combination/ Novelty

As score sheets but for judges and troupes to be aware that this is judged on lines being straight, foot work as in other routines being precise (all members using the same foot etc)

Combination will be judged on straight lines, footwork and general majorette moves as with all the other sections. It should be fun but have a precise manner to the performance, as it is a majorette performance not a theatrical one.

Any Equipment on the arena should be used in a majorette way i.e. Twirled, shaken or thrown etc

NOTES FOR JUDGES

Arm Positions/ Levels

- | | |
|--------|--|
| High | Straight Arm pointing upward at 45° from the body. |
| Medium | Straight Arm pointing Sideways from the body at Shoulder Height. |
| Low | Straight Arm pointing Downward at 45° from the body. |



Formations

For all routines there should be formations, these maybe lines or Groups.


Examples are

Straight Vertical Lines

Horizontal straight Lines


Diagonals from Left to Right or from Right to Left

Staggered Lines




Groups

Fives



Fours



Threes



There are numerous Shapes/Formations; the main thing is that as a judge you can see what a formation is and that in your opinion it is precise and correct.

Make sure they use the entire arena.

Remember that some troupes only have a few Majorettes and to cover the whole arena and to make some of the above formations would be imposible so make allowances and mark accordingly.

NOTES FOR JUDGES

Batons

Held Correctly

Thumb to ball (big end)

Twirl holding it in the centre

When twirling

Horizontally (Pancake or Flat Spin) make sure that it is twirled flat

Vertically (upright) make sure that it is twirled straight up and down

Laterals (pin mill or in front) make sure that the thumbs are facing ball.

Figure of 8 make sure it is a full figure of 8 shape.

Poms

Poms are shaken or twirled where ever possible, and in time with the music.

Poms Maybe Scrunched or not it is for the judge to decide if they are tidy and not to comment on their type.

Other Equipment

Equipment such as ring batons etc must be marked on smooth movement in correct positing and in time with the music.

Drum Judge

The Drum judge should acknowledge the salute with a nod of their head.

Remember the drum should lead majorettes in and out of the arena.

Score Sheets

All score sheets should be used as a marking ladder and not just tick a number at the end of a routine.

Example

If a judge is Marking Right hand Twirls

As soon as you see a right hand twirl they should tick the number 1 in the right hand twirling Marking ladder and as they see more moves in the right hand they tick up the ladder.

This will give the troupes performing extra twirls, marks for their efforts.

These Notes are guidelines for judges on the Open circuit.

The Notes are regularly updated.

If you spot any errors please let Steve know and they will be amended.